

## Message from the School

Grounded in the values of achievement, excellence, leadership, and pride, KIPPsters at KIPP DC LEAP Academy are provided the foundational academic skills and mindsets that are necessary for success in rigorous and joyful elementary schools. Upon completion of PreK4, LEAP students move onto KIPP DC Promise Academy.



📍 4801 BENNING ROAD SE, Washington, DC 20019  
 🏠 Ward 7  
 ☎️ (202) 582-5327

### School Instructional Hours

**Monday:** 08:00 AM - 04:00 PM  
**Tuesday:** 08:00 AM - 04:00 PM  
**Wednesday:** 08:00 AM - 04:00 PM  
**Thursday:** 08:00 AM - 04:00 PM  
**Friday:** 08:00 AM - 04:00 PM

**Total Students (2021-22 Ever-Enrolled):** 218

**Total Teachers:** 46

**Total School Leaders:** 8

**Grades Served:** PK3, PK4

**Principal:** Shantel Sappleton

**Title-I Status:** Yes

**Local Education Agency (LEA):** KIPP DC PCS

**School Uniforms Required:** Yes

**Bus Line(s):** U5, U6, V1, V7, V8, W4

**Metro Line(s):** Benning Rd

**Before Care Offered:** Yes

- **Cost:** Sliding Scale

**After Care Offered:** Yes

- **Cost:** Sliding Scale

### School Program Information

Blended Learning  
 Extended day  
 Extended Year

### Parent Organization

**Parent Organization Offered:** Yes

**Parent Organization Contact:** Vanessa Gerideau  
 (Vanessa.Gerideau@kipfdc.org)

**Parent Organization Website:** Not Provided

### Extracurricular & Enrichment Activities

Martha's Table - Joyful Food Market

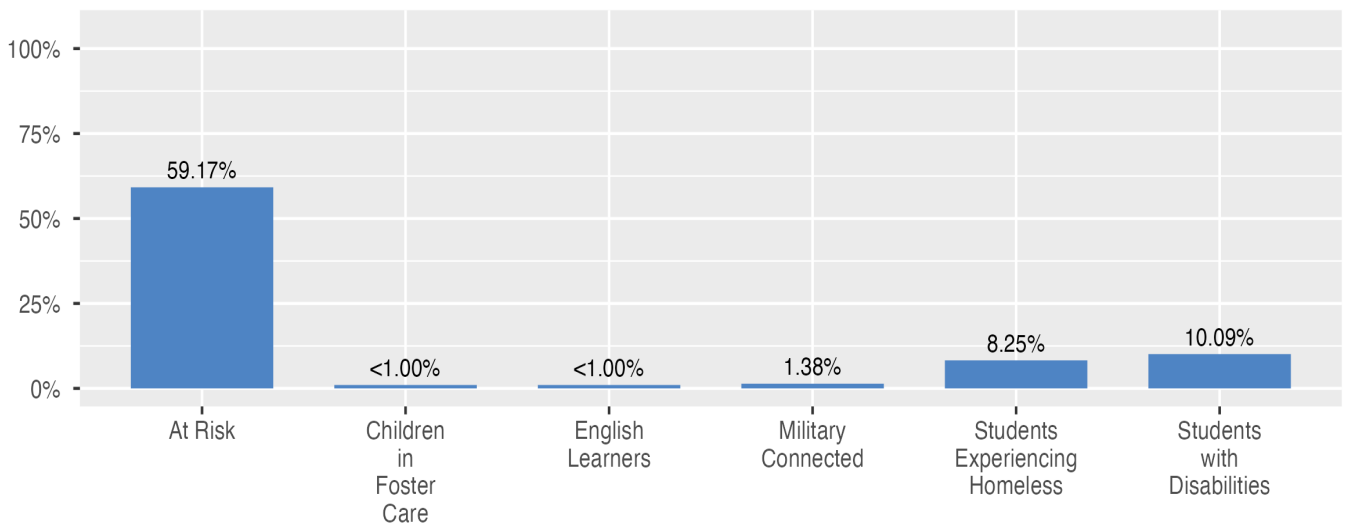
## School Enrollment

The ever-enrolled count is the total number of students who are enrolled at any point during the school year; a student who attends a school for one day or 180 days is counted the same way. For this reason, the ever-enrolled count will always be larger than the audit count.

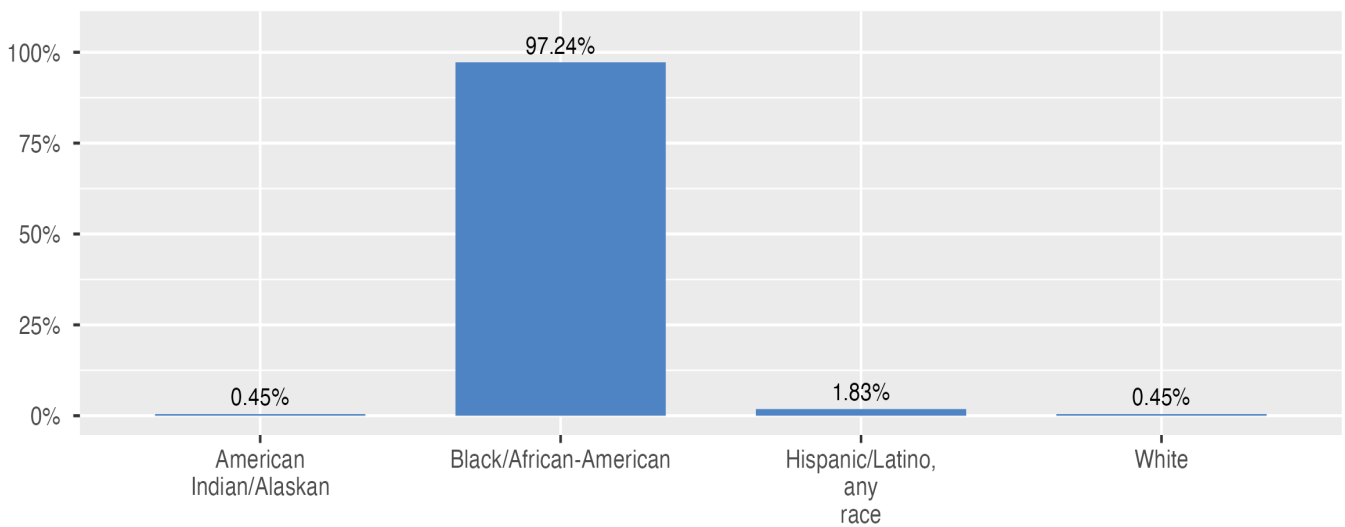
**2021-22 Ever-Enrolled by Grade Level**

PK3	PK4
107	111

**Enrollment by Student Group**



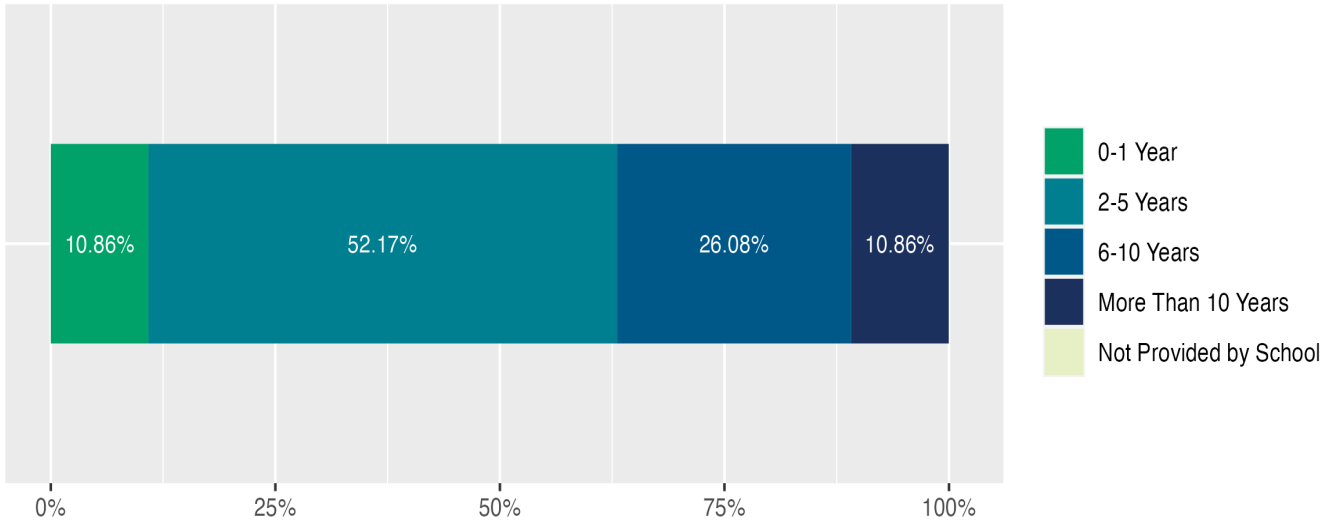
**Enrollment by Race/Ethnicity**



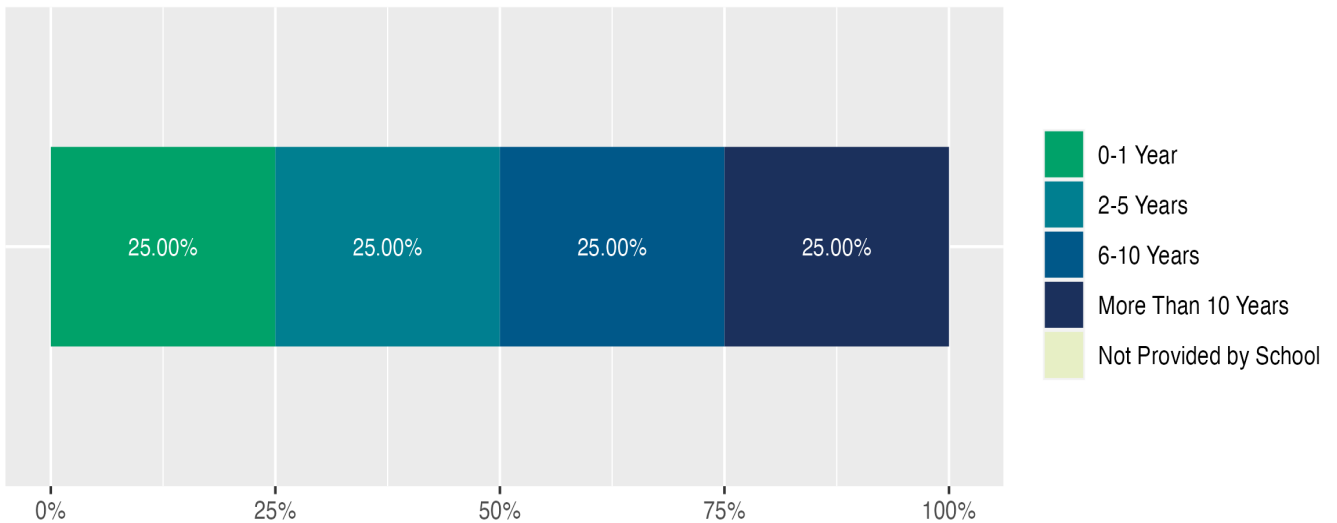
## Teacher and School Leader Data

This page includes information about teacher experience levels in DC Public Schools and public charter schools. For DC Public Schools, it also includes information about credentialed and in-field teachers.

Teacher - Years of Experience



School Leader - Years of Experience

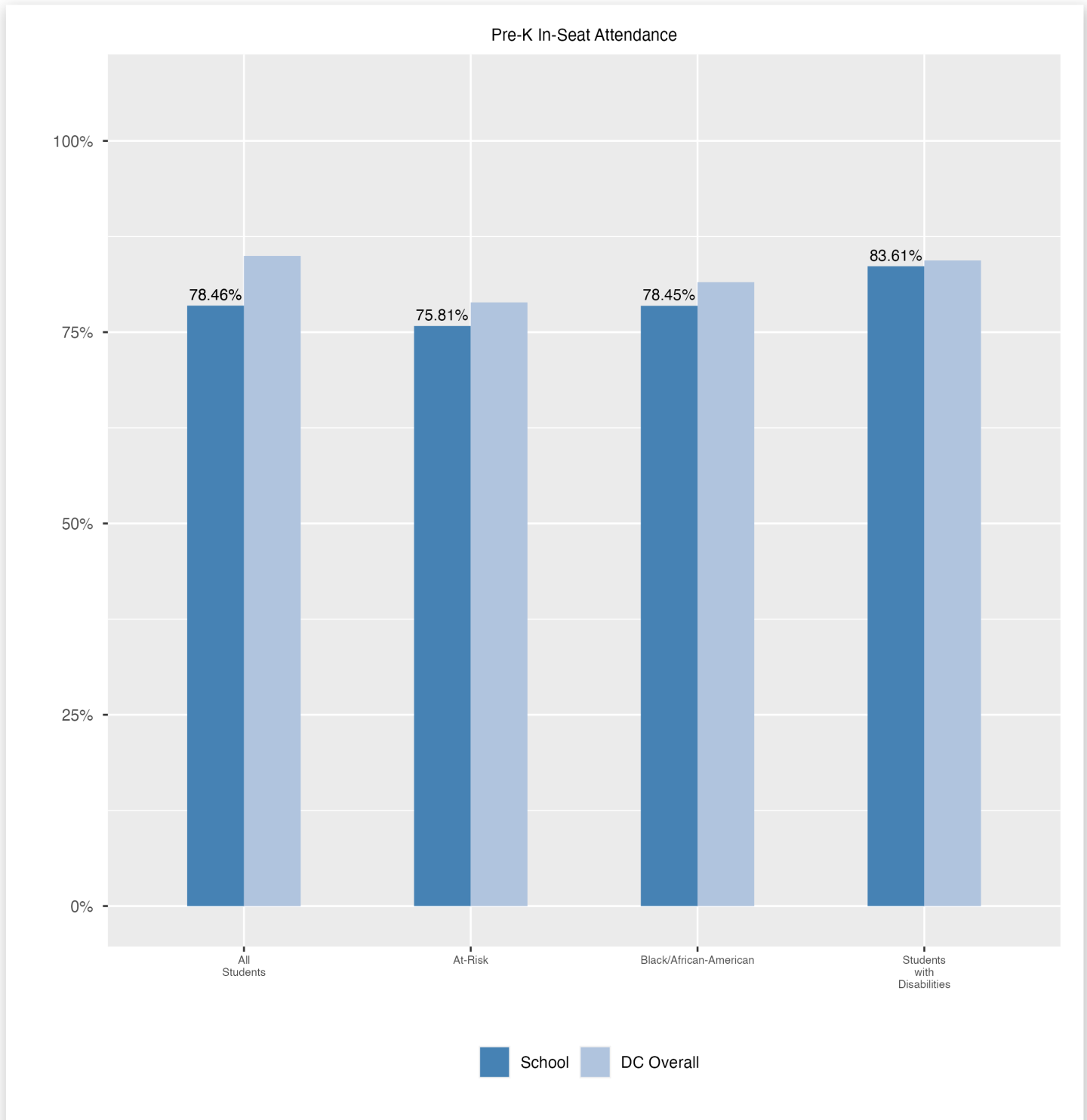


## School Safety and Discipline

Information about discipline and school safety in DC, in accordance with the U.S. Department of Education's Civil Rights Data collection, including suspensions and expulsions for students, school related arrests, reported incidents of violence, bullying, and harassment are available in the OSSE Discipline report and data files (<https://osse.dc.gov/page/data-and-reports-0>).

## Attendance

Review information on attendance below, including in-seat attendance for all students (there is a separate measure of attendance for pre-K students, since pre-K is not compulsory), and the percentage of students chronically absent, meaning that they miss at least 10% of the school days for which they are enrolled throughout the school year at the school.



## Student Enrollment Changes

Explore information on how much the population at the school changes throughout the year or from year to year. It shows information about changes in enrollment, including whether students leave or enter the school mid-year, and whether eligible students choose to re-enroll in the school.

